

# CREATING YOUR UNIQUE PHOTOGRAPHY STYLE

---

By Heather Reinhart




# UNDERSTANDING PHOTOGRAPHY STYLES

- In photography, style translates into the manner in which we tend to compose, shoot and process our photographs.
- Examples of famous photographers and their distinctive styles include:
  - Ansel Adams
  - Annie Leibovitz
  - Steve McCurry



# ANSEL ADAMS



- Ansel Adams' photography style is defined by meticulous attention to detail and breathtaking depictions of the American wilderness.
- Adams created images with unparalleled clarity, showcasing striking contrasts between light and shadow.
- His iconic black and white images draw viewers into scenes of landscapes like Yosemite National Park.
- He documented the American West, but also conveyed a deep emotional connection to nature.




# ANNIE LEIBOVITZ




- Annie Leibovitz is a renowned American portrait photographer known for her bold compositions, dramatic lighting and intimate portrayal of subjects.
- Her work blurs the line between fine art and commercial photography. She captures celebrities and cultural icons in dynamic poses with vibrant colors and elaborate sets.
- She creates intimate and revealing portraits that resonate deeply with viewers.



# STEVE MCCURRY



- Steve McCurry's photography style is characterized by vivid colors, powerful compositions and emotive storytelling.
- His iconic image "Afghan Girl" exemplifies his ability to capture raw emotion and resilience.
- McCurry's work showcases a profound empathy for the people he photographs, shedding light on their stories and struggles.




# SELF REFLECTION

- To find your photographic style, reflect on your own personal preferences, interests and inspirations.
- Being aware of what you like and what you don't like in pictures will help shape the way you take them.
- To uncover your individual style preferences, ask yourself:
  - What subjects do I find meaningful and enjoy photographing?
  - What emotions do I want to evoke in my viewers?

## Also consider...

- Do you like happy, light photos? Are darker, more moody images your preference?
- Do you appreciate technical qualities more than others?
- Do you like to see a sense of mystery in a photo and have little interest in technical perfection?





# EXPLORE DIFFERENT GENRES

Experiment with different genres to discover your personal preferences:

- Landscape
- Portrait
- Street
- Macro
- Architecture
- Astrophotography
- Nature
- Sports
- Pet
- Real estate
- Wedding
- Fine art
- and many more!

# RESEARCH AND INSPIRATION

- Study the work of other photographers to see what kind of photography you are drawn to.
- Find inspiration in books, magazines, online galleries and exhibitions.



# EXPERIMENT

- Photography ideas to experiment with:
  - Different perspectives
  - Vertical and horizontal
  - Black and white
  - Slow and fast shutter speeds
  - Wide and narrow apertures
  - Different lighting conditions
  - High and low contrast
  - Minimalist compositions
  - Indoors, outdoors
  - Use flash or a reflector



# DON'T BE A FOLLOWER!

Be creative! Instead of taking the same picture as someone else, think of different ways to photograph something.



# DEVELOPING TECHNICAL SKILLS




Master the technical aspects of photography, such as exposure, composition and lighting.



Improve your technical skills by watching online tutorials, attending workshops and practicing.

# OUR DIFFERENCES MAKE US UNIQUE!



# FINDING CONSISTENCY

- It's important to find consistency when developing a recognizable style.
- You can achieve consistency in photography through:
  - Cohesive editing
  - Recurring themes or subjects
  - Limiting your color palette
  - Using the same filter
  - Batch editing
  - Shooting in RAW to retain the most information



# FEEDBACK AND CRITIQUE

- When developing your style, seek feedback from peers, mentors or online communities.
  - Reddit Photo Critiques, <https://www.reddit.com/r/photocritique/?rdt=50147>
  - Photo.net Forums, <https://www.photo.net/forums/>
  - Photography Corner Forums, <https://forum.bassbuzz.com/>
  - Ask your friends and fellow photographers!
- Be open to constructive criticism.




# EVOLVING YOUR STYLE

So much of what's taught as photography is camera technique and composition. But photography is so much more.

Great photography combines subject, technique and intuition.

Photography style is not static and will evolve over time.

Continue learning and experimenting to refine and evolve your personal style.



# VIDEOS

- How to develop a personal photographic style  
<https://www.youtube.com/watch?v=eCyCD1dtWaM>
- Find your photography style in 5 simple steps  
<https://www.youtube.com/watch?v=oCxhILD4mTk>
- Why You Haven't Found Your Photography Style (Yet)  
[https://www.youtube.com/watch?v=4p\\_iPKQzGmQ](https://www.youtube.com/watch?v=4p_iPKQzGmQ)